CENTRAL VACUUM SYSTEMS

HF 30 P

POWERFUL INDUSTRIAL VACUUM CLEANER WITH FIXED STRUCTURE

POWER
21,3 kW - 29 HP

APPLICATION
Powders, solids and shavings

COLLECTION SYSTEM
Localized discharge

FEATURES

- Powerful side channel blower
- Ideal for on-board machine applications
- Convenient manual filter shaker
- Multiple construction and material discharge options available

HIGHLIGHTS

SUCTION UNIT

The suction unit is a side channel blower with direct coupling between motor and impeller. The turbine is equipped with a safety valve to ensure continuous, maintenance-free work. A metal silencer is included as standard in the turbine to ensure a low noise level.

FILTER UNIT

The tangential inlet facilitates the cyclonic effect to deposit the collected material in the container. Filtration is ensured by a polyester star filter in class M (filtering efficiency 1 micron) with high filtering surface area, which guarantees air passage even with a dirty filter.

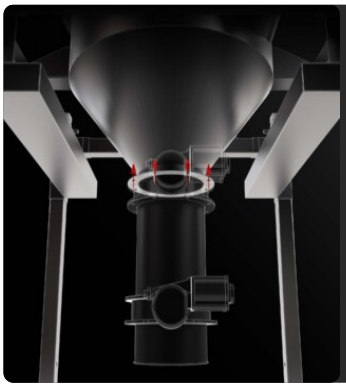

CUSTOM EXHAUST SYSTEM

A specific discharge system, intermittent or continuous, can be installed depending on operational needs.

ELECTRICAL PANEL WITH REMOTE START

Management via electrical panel equipped with star/delta start and remote control. Implementable with additional functions

TECHNICAL DATA

MOTOR

Typologies	Side channel blower
Power	21,3 kW - 29 HP
Frequency	50/60 Hz
Voltage	400 V
Vacuum in continuous run	220 mBar
Maximum air flow	1985 m3/h
Insulation class	55 | F IP
Noise level	78 dB(A)
Remote control	Free connector available
Electrical panel	Included

MACHINE

Suction inlet	130 Ø mm
Collection system	Conveyed discharge
Discharge diameter	250 Ø mm
Dimensions	1240 x 1910 mm
Height	3488 mm
Safety valve	Pressure relief valve

FILTRATION

Primary filter type	Star
Filter surface	110000 cm2
EN 60335-2-69 filtration class	M
Media	Polyester
Filter Cleaning System	Automatic PSC

FEATURES

ELECTRICAL PANEL
Electrical panel, implementable with additional functions

PLUG
4-pole industrial plug

VACUUM GAUGE
Vacuum gauge for indication of filter clogged or in need of replacement

POWER SUPPLY CABLE

STEEL CONSTRUCTION
Rugged industrial coated steel construction



CYCLONIC EFFECT
Tangential inlet and cyclone installed

PRV
Pressure relief valve installed

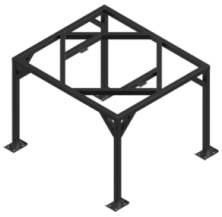

STR
Four legs to discharge in big bag

OPTIONS

AVAILABLE FILTER CLEANING SYSTEMS

SP
Automatic reverse jet cleaning system
Antistatic M class filter (EN 60335-2-69), 4
Polyester filter cartridges, 12 m² filter surface

AVAILABLE FILTER MEDIA

HEPA 14
Absolute filter (EN 1822)
110.000 cm² filter surface
H14 Class Filter (EN 1822)
Glass fiber

STRUCTURE AND OPTIONS

60HZ

60HZ
Available in 60Hz version

3 YEARS WARRANTY
Purchasing the replacement filter along with the vacuum

DISCHARGE WITH COUNTERBALANCED FLAP
The material is automatically discharged every time suction is stopped.

DISCHARGE WITH BUTTERFLY VALVE
Manual intermittent discharging system with butterfly valve
Manual discharging butterfly valve



DOUBLE PNEUMATIC DISCHARGE WITH BUTTERFLY VALVES
System with valves that open alternately to allow the material to be discharged and the vacuum to be maintained at the same time.
Double electro pneumatic discharging butterfly valve ATEX

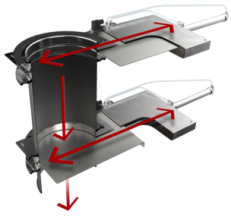

DOUBLE DISCHARGE WITH ELECTRO-PNEUMATIC DAMPERS
System with dampers that open alternately to allow the material to be discharged and the vacuum to be maintained at the same time.



ROTARY VALVE FOR CONTINUOUS DISCHARGE
The valve rotates continuously allowing a constant and uniform discharge of the aspirated material.
Rotary valve for continuous hopper discharge

ROTARY LEVEL SENSOR
Sensor with rotating paddle that sends a signal when the container is full to immediately stop suction