

CENTRAL VACUUM SYSTEMS

# HF 35 P

## POWERFUL INDUSTRIAL VACUUM CLEANER WITH FIXED STRUCTURE



**POWER**  
25,3 kW - 34 HP



**APPLICATION**  
Powders, solids and  
shavings

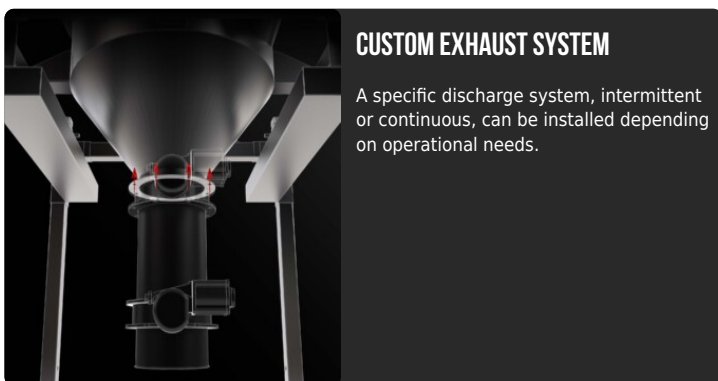
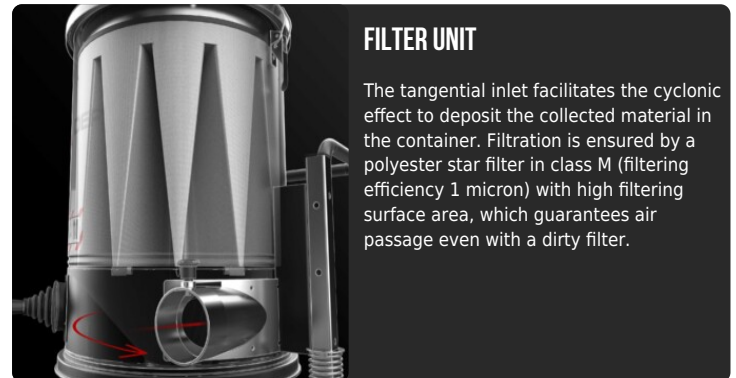
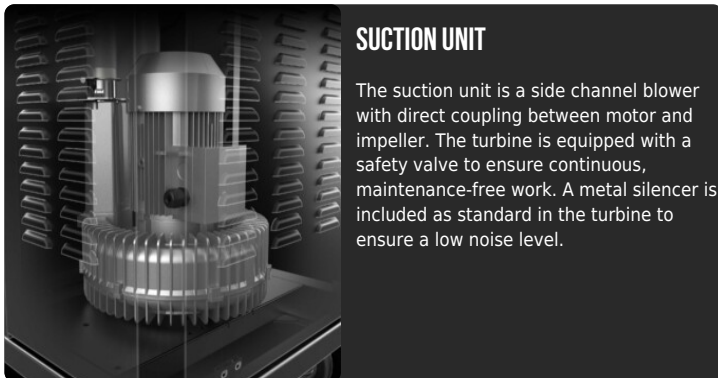


**COLLECTION SYSTEM**  
Localized discharge

## FEATURES

- Powerful side channel blower
- Ideal for on-board machine applications
- Convenient manual filter shaker
- Multiple construction and material discharge options available

## HIGHLIGHTS



## TECHNICAL DATA

### MOTOR

Typologies	Side channel blower
Power	25,3 kW - 34 HP
Frequency	50/60 Hz
Voltage	400 V
Vacuum in continuous run	310 mBar
Maximum air flow	1985 m3/h
Insulation class	55   F IP
Noise level	78 dB(A)
Remote control	Free connector available
Electrical panel	Included

### MACHINE

Suction inlet	130 Ø mm
Collection system	Conveyed discharge
Discharge diameter	250 Ø mm
Dimensions	1240 x 1910 mm
Height	3488 mm
Safety valve	Pressure relief valve

### FILTRATION

Primary filter type	Star
Filter surface	110000 cm2
EN 60335-2-69 filtration class	M
Media	Polyester
Filter Cleaning System	Automatic PSC

## OPTIONS

### AVAILABLE FILTER CLEANING SYSTEMS



#### SP

Automatic reverse jet cleaning system  
Antistatic M class filter (EN 60335-2-69), 4  
Polyester filter cartridges, 12 m<sup>2</sup> filter surface

### AVAILABLE FILTER MEDIA



#### HEPA 14

Absolute filter (EN 1822)  
110.000 cm<sup>2</sup> filter surface  
H14 Class Filter (EN 1822)  
Glass fiber

STRUCTURE AND OPTIONS

**60<sup>Hz</sup>**

**60HZ**

Available in 60Hz version



**3 YEARS WARRANTY**

Purchasing the replacement filter along with the vacuum




**DISCHARGE WITH COUNTERBALANCED FLAP**

The material is automatically discharged every time suction is stopped.



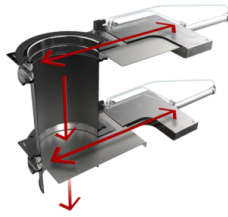
**DISCHARGE WITH BUTTERFLY VALVE**

Manual intermittent discharging system with butterfly valve  
Manual discharging butterfly valve




**DOUBLE PNEUMATIC DISCHARGE WITH BUTTERFLY VALVES**

System with valves that open alternately to allow the material to be discharged and the vacuum to be maintained at the same time. Double electro pneumatic discharging butterfly valve ATEX



**DOUBLE DISCHARGE WITH ELECTRO-PNEUMATIC DAMPERS**

System with dampers that open alternately to allow the material to be discharged and the vacuum to be maintained at the same time.



**ROTARY VALVE FOR CONTINUOUS DISCHARGE**

The valve rotates continuously allowing a constant and uniform discharge of the aspirated material.  
Rotary valve for continuous hopper discharge



**ROTARY LEVEL SENSOR**

Sensor with rotating paddle that sends a signal when the container is full to immediately stop suction