

ATEX AND ACD VACUUM CLEANERS

HF 10 3D Z22

STATIONARY ATEX INDUSTRIAL VACUUM CLEANER



POWER
7,5 kW - 10 HP



APPLICATION
Powders, solids and
shavings




COLLECTION SYSTEM
Localized discharge

FEATURES


- Powerful Atex-certified side channel blower
- Ideal for on-board machine applications
- SP automatic filter cleaning system
- Multiple construction and material discharge options available

HIGHLIGHTS




SUCTION UNIT

The suction unit is a manufacturer-certified Atex side channel blower with direct coupling between motor and impeller. The Side Channel Blower is equipped with a safety valve that ensures continuous work, without any maintenance.



SP FILTER CLEANING SYSTEM

Automatic filter cleaning system in reverse flow of air at 6 bar (compressed air not supplied as standard). Each filter is cleaned at regular, alternately adjustable intervals without interrupting suction. Ideal for fine and difficult dust.



CUSTOM EXHAUST SYSTEM

A specific discharge system, intermittent or continuous, can be installed depending on operational needs.



ELECTRICAL PANEL WITH REMOTE START

Management via electrical panel equipped with star/delta start and remote control. Implementable with additional functions

TECHNICAL DATA

MOTOR

Typologies	Atex side channel blower
Power	7,5 kW - 10 HP
Frequency	50/60 Hz
Voltage	400 V
Vacuum in continuous run	280 mBar
Maximum air flow	700 m3/h
Insulation class	55 F IP
Noise level	74 dB(A)
Remote control	Free connector available
Electrical panel	Included

MACHINE

Atex marking	II 3D Ex htc IIIB T140°C Dc
EX category	3D
Operating temperature	-10/+40 C°
Suction inlet	100 Ø mm
Collection system	Conveyed discharge
Discharge diameter	250 Ø mm
Dimensions	1240 x 1910 mm
Height	3488 mm
Safety valve	Pressure relief valve

FILTRATION

Primary filter type	4x Cartridges
Filter surface	120000 cm2
EN 60335-2-69 filtration class	M
Media	Antistatic polyester
Filter Cleaning System	Automatic SP

FEATURES



ATEX CERTIFICATION



ELECTRICAL PANEL

Electrical panel, implementable with additional functions



PLUG

4-pole industrial plug



VACUUM GAUGE

Vacuum gauge for indication of filter clogged or in need of replacement



POWER SUPPLY CABLE



STEEL CONSTRUCTION

Rugged industrial coated steel construction



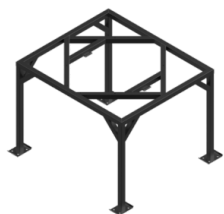
CYCLONIC EFFECT

Tangential inlet and cyclone installed



PRV

Pressure relief valve installed



STR

Four legs to discharge in big bag

OPTIONS

AVAILABLE FILTER CLEANING SYSTEMS

**SP**

Automatic reverse jet cleaning system
Antistatic M class filter (EN 60335-2-69), 4
Polyester filter cartridges, 12 m² filter surface

AVAILABLE FILTER MEDIA

**HEPA 14**

Absolute filter (EN 1822)
110.000 cm² filter surface
H14 Class Filter (EN 1822)
Glass fiber

STRUCTURE AND OPTIONS

60^{Hz}

60HZ

Available in 60Hz version




3 YEARS WARRANTY

Purchasing the replacement filter along with the vacuum



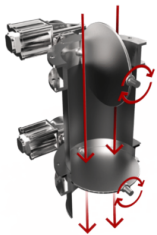
DISCHARGE WITH COUNTERBALANCED FLAP

The material is automatically discharged every time suction is stopped.



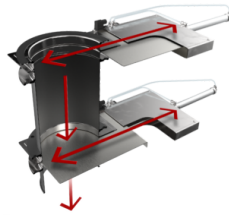
DISCHARGE WITH BUTTERFLY VALVE

Manual intermittent discharging system with butterfly valve
Manual discharging butterfly valve




DOUBLE PNEUMATIC DISCHARGE WITH BUTTERFLY VALVES

System with valves that open alternately to allow the material to be discharged and the vacuum to be maintained at the same time. Double electro pneumatic discharging butterfly valve ATEX



DOUBLE DISCHARGE WITH ELECTRO-PNEUMATIC DAMPERS

System with dampers that open alternately to allow the material to be discharged and the vacuum to be maintained at the same time.



ROTARY VALVE FOR CONTINUOUS DISCHARGE

The valve rotates continuously allowing a constant and uniform discharge of the aspirated material. Rotary valve for continuous hopper discharge



ROTARY LEVEL SENSOR

Sensor with rotating paddle that sends a signal when the container is full to immediately stop suction




PANEL VENT FOR DIRECTIONAL EXPLOSION

An explosion vent designed to break at a specific pressure and release the explosive pressure in a safe area. Panel vent for explosion



FLAMELESS VENT

A valve that contains the flame and the overpressure generated by a possible explosion.



NON-RETURN VALVE

Isolates explosion and prevents it from spreading from the industrial vacuum to the pipe