

CENTRAL VACUUM SYSTEMS

DV AIR 1100

TELESCOPIC PRE-SEPARATOR FILTER WITH LOCALIZED DISCHARGE



APPLICATION

Fine, dry and clogging
powders



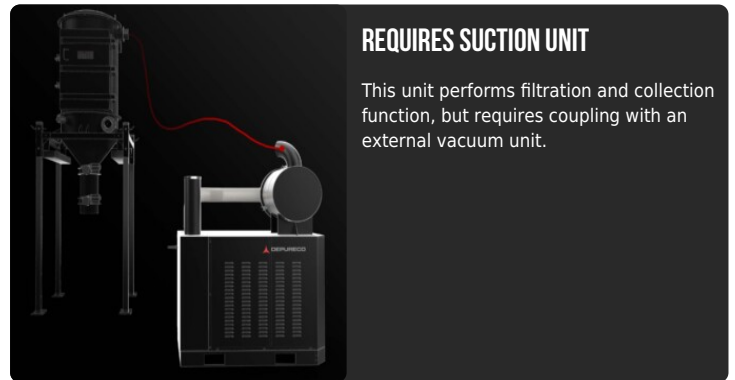
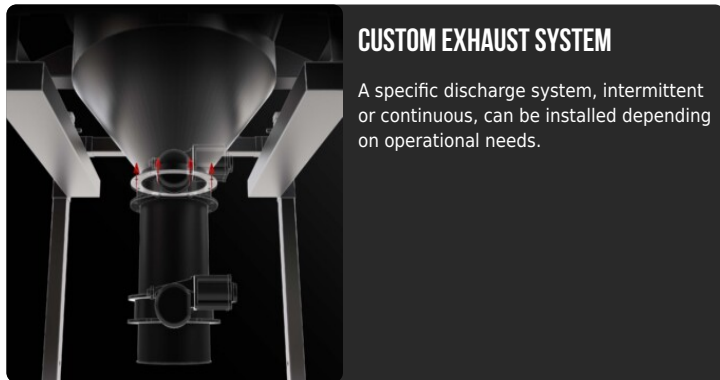
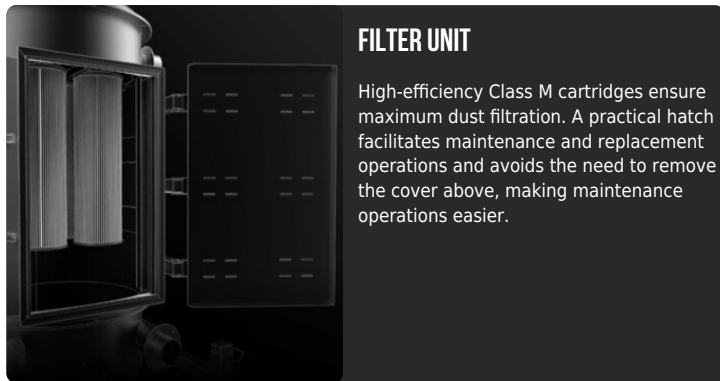
COLLECTION SYSTEM

Localized discharge

FEATURES

- Very high filtration efficiency with automatic cleaning system
- Telescopic frame for easy handling
- Simple maintenance
- Multiple construction and material discharge options available

HIGHLIGHTS



TECHNICAL DATA

MACHINE

Intake suction inlet	150
Outlet suction inlet	150 Ø mm
Collection system	Conveyed discharge
Dimensions	1500 x 1500 mm
Height	4000 mm
Weight	528 Kg
Forklift support	Included

FILTRATION

Primary filter type	7x Cartridges
Filter surface	595000 cm2
EN 60335-2-69 filtration class	M
Media	Antistatic polyester
Filter Cleaning System	Automatic SP

FEATURES



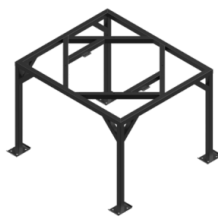
ELECTRICAL PANEL

Electrical panel, implementable with additional functions



STEEL CONSTRUCTION

Rugged industrial coated steel construction



STR

Four legs to discharge in big bag



COMPRESSED AIR SUPPLY VALVE

OPTIONS

STRUCTURE AND OPTIONS




3 YEARS WARRANTY

Purchasing the replacement filter along with the vacuum




DISCHARGE WITH COUNTERBALANCED FLAP

The material is automatically discharged every time suction is stopped.



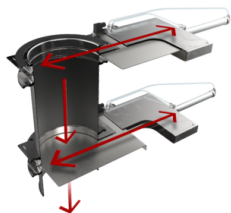
DISCHARGE WITH BUTTERFLY VALVE

Manual intermittent discharging system with butterfly valve
Manual discharging butterfly valve




DOUBLE PNEUMATIC DISCHARGE WITH BUTTERFLY VALVES

System with valves that open alternately to allow the material to be discharged and the vacuum to be maintained at the same time. Double electro pneumatic discharging butterfly valve ATEX



DOUBLE DISCHARGE WITH ELECTRO-PNEUMATIC DAMPERS

System with dampers that open alternately to allow the material to be discharged and the vacuum to be maintained at the same time.



ROTARY VALVE FOR CONTINUOUS DISCHARGE

The valve rotates continuously allowing a constant and uniform discharge of the aspirated material.
Rotary valve for continuous hopper discharge



ROTARY LEVEL SENSOR

Sensor with rotating paddle that sends a signal when the container is full to immediately stop suction