

# CYCLONIC HOPPER 600

## CYCLONIC HOPPER WITH LOCALIZED DISCHARGE



**APPLICATION**  
Fine, dry and clogging  
powders

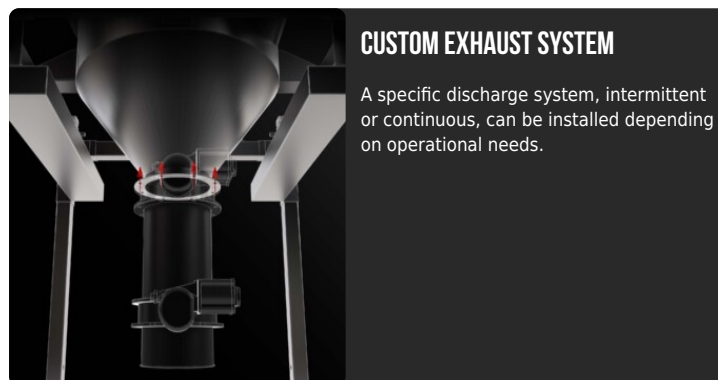


**COLLECTION SYSTEM**  
Localized discharge

## FEATURES

- Easily integrated
- Various material discharge systems available
- Suction with integrated cyclonic effect
- Effectively protects your suction and filtration system

## HIGHLIGHTS



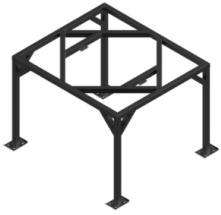
## TECHNICAL DATA

### MACHINE

Intake suction inlet	100
Outlet suction inlet	100 Ø mm
Collection system	Conveyed discharge
Capacity	600 Lt
Dimensions	900 x 900 mm
Height	1810 mm

## OPTIONS

### STRUCTURE AND OPTIONS




#### STR

Four legs to discharge in big bag




#### DISCHARGE WITH COUNTERBALANCED FLAP

The material is automatically discharged every time suction is stopped.



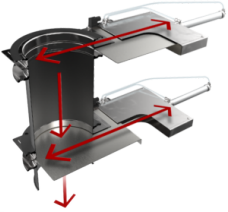
#### DISCHARGE WITH BUTTERFLY VALVE

Manual intermittent discharging system with butterfly valve  
Manual discharging butterfly valve




#### DOUBLE PNEUMATIC DISCHARGE WITH BUTTERFLY VALVES

System with valves that open alternately to allow the material to be discharged and the vacuum to be maintained at the same time.  
Double electro pneumatic discharging butterfly valve ATEX



#### DOUBLE DISCHARGE WITH ELECTRO-PNEUMATIC DAMPERS

System with dampers that open alternately to allow the material to be discharged and the vacuum to be maintained at the same time.



#### ROTARY VALVE FOR CONTINUOUS DISCHARGE

The valve rotates continuously allowing a constant and uniform discharge of the aspirated material.  
Rotary valve for continuous hopper discharge



#### ROTARY LEVEL SENSOR

Sensor with rotating paddle that sends a signal when the container is full to immediately stop suction